

# How To Start An Affiliate Business With Only a Shoe String Budget



**Free Video E-Book**

**For Beginners**

**By The DIY Affiliate**

# Affiliate Marketing Video E-Book For Beginners

## Table of Contents



<https://youtu.be/IVRR7C2h0IU>

Table of Contents	1
Table of Contents Videos	2
Introduction	3-4
Understanding Keyword Strategy	5
Set Up Virtual Desktop with iGoogle	6
Start Research Finding Keywords	7-8
Comparing Market Trends Topics & Search Terms	9 -11
The Right Brand Strategy for Your Online Identity	12
Create A SEO Keyword Rich Niche Website	13-18
Installation	
WordPress Settings	
Choose Front Page	
Create Your Own Site Identity Brand Awareness	19-22
Create A Logo Add a Site Icon	
Create Logo/ Site Icon/ Gravatar	
Add WordPress Admin Profile Social Media Outlets	
Create Hyperlinks For All Social Media Outlets	
ShareASale Affiliate Network	
ShareA Sale Sign Up Get Approved	23-25
Step Six	
ShareASale Affiliate Network Tool *Creatives*	26-31
Text Links Banners from Shareasale	
Add Create A Html Page/Gallery	
Create A ShareASale Product Showcase	
ShareASale Bookmarklet Product Discovery Tool	
How To Use the ShareA Sale Custom Link Generator	
5 Ways To Add the Merchant Code to WordPress Widgets	
How to Create SEO Posts and Pages	32-33
Yoast Pluggin How to Create an Optimised Post Paid Hosting	
How To Create an Optimised Post Affiliate WP Website	
Not Hosted Free	
Meet The Author	34
Find Me Online	35



## Table Of Contents(Videos)

Continued.....

introductory Channel Trailer to Youtube	1
Virtual Desktop IGoogle Portal	6
Keyword Research Keyword Tool	7
Keyword Research Google Sheets	8
Keyword Research Google Trends	9
Keyword Research VidIQ	10 11
Choose your Domain (Brand Name)	12
Install WordPress QuickInstall	13
Configure WordPress Settings	14
Create an Affiliate WordPress Using Gutenberg	15 16
Create Menus to Promote Merchans' Code	17
Static Page Vs Latest Post Page	18
Create Logos Site Icons Gravatars for Affiliate Site Identity Canva Tutorial 1	19
Create Logos Site Icons Gravatars for Affiliate Site Identity Canva Tutorial 2	20
How To Add Admin in WordPress and Gravatar Social Media Outlets	21
Create Hyperlinks For All Social Media Outlets in Google Docs	22
How to Create An Email @ Your Domain for ShareASale Affiliates	23
How to Signup for a ShareASaleAffiliate Account Get Approved Fast	24 25
How To Add Merchant Code Text Links Banners from Shareasale	26
How To Add Create A Html Page/Gallery To An Affiliate WordPress Website	27
How To Create A ShareASale Product Showcase	28
How To Use the ShareASale Bookmarklet Product Discovery Tool	29
Use the ShareA Sale Custom Link Generator	30
5 Ways To Add the Merchant Code to WordPress Using Widgets	31
Yoast Plugin How to Create an Optimised Post for Hosted Affiliate WP Website	32
How To Create an Optimised Post Affiliate WP Website Not Hosted Free	33

## Introduction

### Are you thinking about Building An Affiliate Marketing Business Online?

Thank you for having an interest in this Book. You have opened this Book for a Peek inside to see if it is something that you are interested in and what value it can add to your life. This Ebook is for A Beginner a person who has No Knowledge or Experience in Affiliate Marketing and wants to learn to add more Value to their life. I will use simple terms and easy to understand and translatable language. This Video Ebook is like no other I have taken all the Step by Step Video Tutorials I Created from my YouTube Channel @DIY Affiliate while building my Affiliate Marketing Business Online. Filled with Tips, Tricks, and Secrets to help you to create the Fastest Easiest, and Most Cost Efficient Affiliate Marketing Business. Information is easy to find online on any topic especially Affiliate Marketing for Beginners. Before you read any further ( I am not trying to sell you a paid-for BusinessCourse)

I am giving you all the tips and strategies I have learned to make your life easier. To help you to honestly start an Affiliate Marketing Business for Beginners.

Beginners is the Key Word The average person knows nothing about Affiliate Marketing . Other than people think it is an easier way to make money.

You can stay home and make an office in your home for income tax write offs. I am not an Accountant but basically , You Have Your Own Office in Your Home a lot of companies are moving to this business model. Work from the Safety and Security of your own home.

You do not have to travel anywhere except from your Bedroom to your office room in your house. (you can work anytime day or night) You Choose your Own Schedule and No Traveling

What you need for your office is a computer, table or desk and the internet (Flowers if you want to have a more comfortable scene to look at) Maybe a fish tank, anything that helps you to be more creative. Nice smells and your favourite music Little to minimal investment

If you do not live in a house or apartment just a room will be enough and this is a reality



### Interested Want To Learn More Keep Reading

Follow these basic and simple Video Tutorials to become a Successful Affiliate Marketer

Each page contains a video with all of the important information done step by step easy to follow. Just Look for the hyperlink under the thumbnail. The link takes you my Youtube Channel where the Video is located

Most Important to start right watch the videos from the beginning . Do Not Skip the Research this is Most Important to your Brand. (I will get more into this in the Videos)

Choose your Niche Do the Research Choose your Brand Strategy Choose your Domain or Brand Name

Choosing your Products In today's every changing environment there are many choices for the new Beginner in Affiliate Marketing. The Products that you choose should be ones that you are interested in and ones you would use yourself. Do Not try to promote something that you yourself would not buy.

Once you have chosen your products you will receive affiliate links in the form of Custom Html and Computer Script (not to worry I explain everything in the Videos) Remember when you are online everything is in computer language

You do not have to be a computer programmer or website designer to understand Html or Use Computer Script

As An Affiliate Marketer you create a campaign for each of the different Merchant Products you represent.

This campaign or plan will involve placing a text link or banner on a social media post, or page of a wordpress website. Creating Widgets with Custom Html. Creating Html Pages and Product Showcases to place strategically around the Internet.

(This sounds complicated but stay with me and I explain everything in the Videos)

Just the Facts Let's Get Down To Business

## DEVELOPING KEYWORD STRATEGY FROM THE BEGINNING IS IMPORTANT

### Who Are You Online?

**Use 5 Words to Describe Who You Are Online**

**Now Choose 5 Words to Describe Who You Want to Be**

WHO ARE YOU ONLINE ??? WHO DO YOU WANT TO BE? DEVELOPING KEYWORD STRATEGY FROM THE BEGINNING

Developing Your KEYWORD STRATEGY and setting the FOUNDATION for creating your Affiliate BRAND online is the very First Step To Start Your Keyword Research

Your Affiliate BRAND is your REPRESENTATIVE online and is PRESENT in everything you do. Doing the Research will help you to choose a Sustainable and Relevant Unique Affiliate BRAND As An Example The DIY Affiliate (DIY Affiliate Marketing Youtube)

YOU CREATE YOUR OWN (IDENTITY) (BRAND

### Keyword Strategy.



A KEYWORD strategy IS IN every Decision you Make Based Upon What YOU UNCOVER in your KEYWORD Research Project

Whether it's about the Content you're planning to Write or how you are going to Track the results in Analytics.

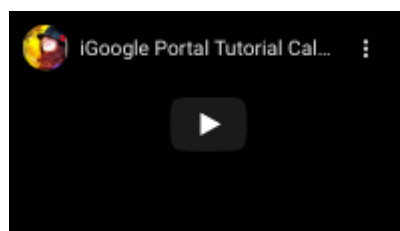
-

**KEYWORD Strategy is about how you want to Target (the Researched Keywords) now and for the FUTURE).**

**DONOT SKIP THIS PART**

# Affiliate Marketing Video E-Book For Beginners

## Let's Start With A Virtual Desktop



<https://youtu.be/wEa8wa6iziM>

## Create Your Own Personalized Desktop With iGoogle Portal



What is an iGoogle Portal and what can it do for me. iGoogle Portal is your personalized home page. Add news, weather, games, and even your Affiliate Website feed.

You can have different desktops for All of Your Affiliate Network Streams of Income .

iGoogle Portal is your new DeskTop Create New Tabs Add Gadgets and Rss Feeds and much more. I can create my own desktop on my computer screen. I can add Gadgets such as Google Tools, Bookmarks, and Calendars for daily use. I can check my Social Media, Youtube, and WordPress all in one place. I can add hundreds of gadgets 15 to Tab I can add RSS Feeds I can add more Tabs at any time iGoogle Portal is your new DeskTop Create A New Tabs Add Gadgets and Rss Feed . What Is RSS? RSS stands for Really Simple Syndication. It refers to files easily read by a computer called XML files that automatically update information. This information is fetched by a user's RSS feed reader that converts the files into the latest updates from websites in an easy to read format. Find the RSS Feed URL Through the Page Source Looking at the HTML source of the website's page will also give you the RSS feed's URL. Right click on the website's page, and choose Page Source. In the new window that appears, use the "find" feature (Ctrl + F on a PC or Command + F on a Mac), and type in RSS. <https://interactiveveiw.com/>

6

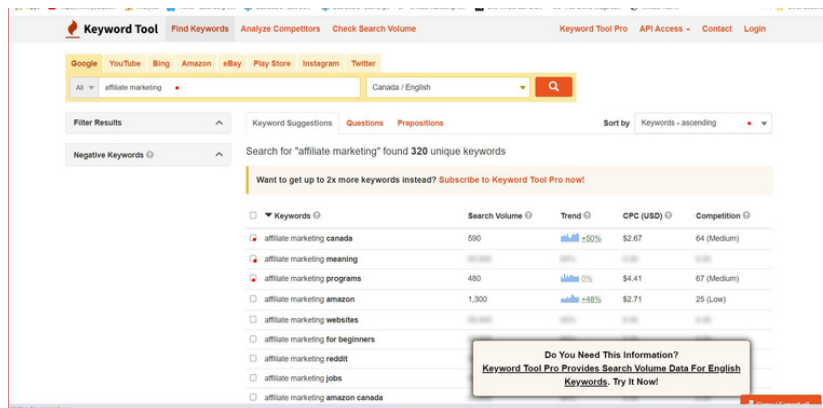
# Affiliate Marketing Video E-Book For Beginners

## Finding Your Keywords & Keyword Phrases Research

**Keyword Tool The Best Alternative To Google Keyword Planner Find Keyword Suggestions Faster Easier.**



<https://youtu.be/BiUyLlr0OYY>



**KEYWORD Tool The Best Alternative To Google KEYWORD Planner Find KEYWORD Suggestions Faster Easier.**

**This Tool will save you time and money and Time is Money. Go Here**  
<https://keywordtool.io/>

**You can easily use it with your desktop and also available to search keywords on your Cell or Tablet easy to use. Go to get keywordtool.io and here is the link for Cell**  
<https://play.google.com/store/apps/details?id=keyword.toolapp>

**The KEYWORD TOOL will help you to Choose A Niche but it is also part of the Online tools that are Free to Use without paying one Cent**

**So what are KEYWORD Suggestions and how can they help me ?**

**KEYWORD Suggestions are created by the SEARCH ENGINE when a person types in a KEYWORD and the SEARCH ENGINE suggests another KEYWORD or phrase that other people have searched for recently.**

**As an Example**

**keyword suggestions, keywords suggestions,keyword SEO suggestions**



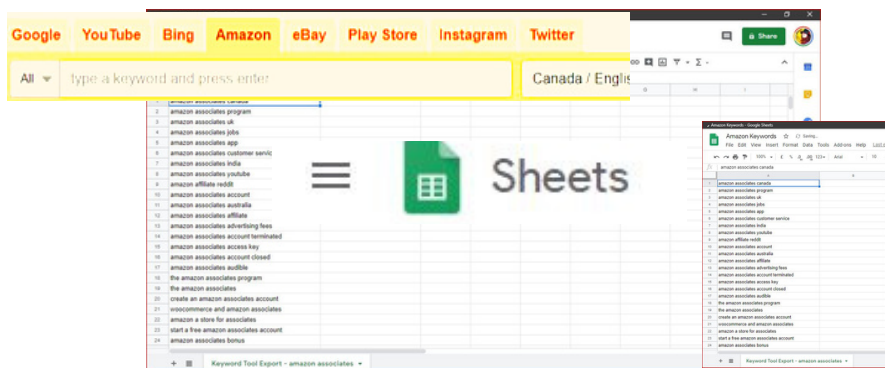
# Affiliate Marketing Video E-Book For Beginners

## Finding Your Keywords & Keyword Phrases Research

### How to Use Keyword Tool Best Google Keyword Planner Alternative Find Keywords Fast Google Sheets



<https://youtu.be/rRv1agSnIFA>



### Keyword Tool The Best Alternative To Google Keyword Planner(Online Free Tool

Find Keyword suggestions Faster Easier In this short video I show you how to go to Google Docs and choose a Spreadsheet how to Import the Information from the Keyword Tool and save your keyword Research

The Keyword Tool is the # 1 Choice to Find Keywords from Google Youtube Bing Amazon eBay Playstore and Instagram and you can even use it easily when you are on the go will your cell

You will notice different options boxes Trying to Rank on Google Choose the Google Search Feature Trying to Rank on Youtube Choose the Youtube Search Feature Trying to Rank on Amazon Choose the Amazon Search Feature The same with the other Search Engines such as Bing eBay Playstore and Instagram These are all search engines

So What Are Google Sheets No they are Not the Sheets Google uses to make the Bed.(okay just a Joke)

Google Sheets are spreadsheets just like Exel except they are part of Free Online Tools that Google Offers You. Just like Excel, you create Spreadsheets with Metric(Information about Keywords and Keyword Phrases) Names Countries or any other Labels You Use in a Spreadsheet.



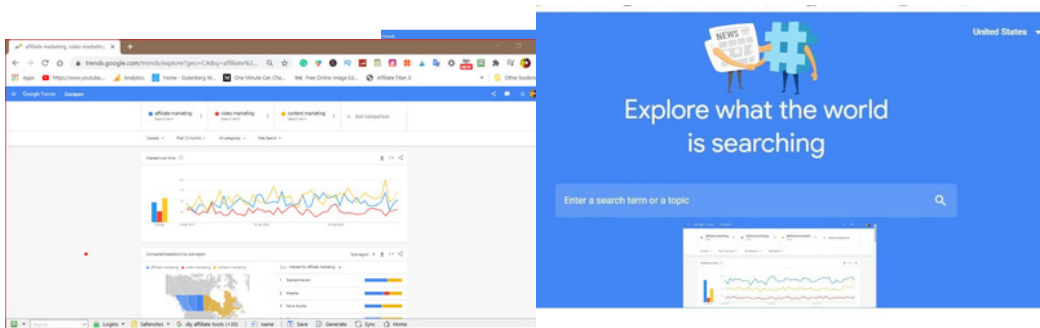
### How/Why Use Google Trends for Affiliate Marketing



<https://youtu.be/h9LE7ZNbWu0>



<https://youtu.be/sH2lq5ISltk>



**How to use Google Trends For Affiliate Marketing Keyword Research. Whether you are doing content marketing or affiliate marketing keyword research, it is important. Learning how to do keyword research is very valuable knowledge. If your goal is to make money online then learning about affiliate marketing for beginners and this video will help you to make the search engine optimization a breeze What is Affiliate Marketing (Simply Put Promoting and Selling Other Peoples Products and Services)**

**Yes there is a lot of information available to you online But the bottom Line is SALES, Am I an Expert?? Why Should you listen to me? These new tutorials are created for people who want to be an affiliate and learn how to Sell and Promote other people's products. Google Trends 20/20 How to see trends compare Topics Brands for the Best Niche How To Compare in Google Trends Choose A Niche with Google Trends DIY Affiliate Way Are you thinking about becoming a Marketing Affiliate? What are you interested in Promoting? Time to Do the Research This is necessary with the always-changing Industries and new Niches being created all the time. Best Free Online Tool is Google Trends Tool Google Trends. Doing these tutorials I have learned a lot and would like to share my knowledge with you.**



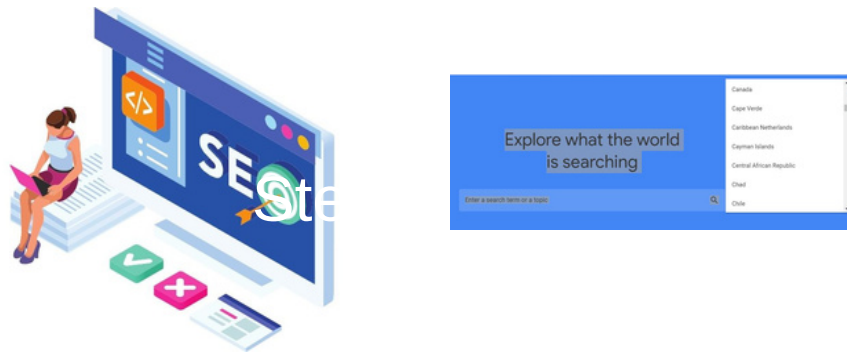
# Affiliate Marketing Video E-Book For Beginners

## Comparing Market Trends Topics & Search Terms

### How/Why Use Google Trends for Affiliate Marketing



<https://youtu.be/h9LE7ZNbWu0>



Google Trends analyses the different Google queries using graphs to compare the search popularity of topics search terms and queries over time. This will help you with your search engine optimization and ranking in the Google search engine results. Everything with SEO starts with Google and Google is the place to go to find the best keyword and keyword phrases to choose the right Niche and Domain Name (One that is trending showing relevant and up to date data on a daily basis.)

**Jump into Website**

<https://interactiveveivs.com/>

See what is Trending for 2020

Google Trends Tool Think with Google Get Access Data that Google has to Learn how to compare Niches Data does not lie. Learn what a Topic is and what a Search term is and how it all fits together in trending search terms Spikes and fFalls. It is amazing the amount of data and the knowledge that you can acquire about a Niche in such a short amount of time.

**CHALLENGE YOURSELF TO DO THE RESEARCH TODAY**

See as far back as 5 years or time and year of your choosing this research Data is so valuable to the average Online Marketer.

<https://medium.com/@diyaffiliatemarketingyoutube/a-picture-says-a-thousand-words-google-trends-see-what-the-world-is-searching-1c0128349016>


10



### How To Use Google Trends VidIQ Compare Trending Keywords and Keyword Phrases



[https://youtu.be/tbyr\\_dYTuvS](https://youtu.be/tbyr_dYTuvS)



<https://youtu.be/1zU4ox7TpmY>

VidIQ is The Tool That Helps You quickly find the right keywords and the integration with Google Trends can help choose the right niche for your Online Business. Whether you are a Video Creator or Entrepreneur VidIQ has the most up to date Information and Tools Available 24/7 to help you to Attract Your Audience.

You can start with a Free Account and if you find it Amazing then Upgrade to the VidIQ Pro that is one I use. I started with a Free Version but quickly felt I needed to Upgrade as my Channel started to Grow I am an Affiliate with the Company and feel confident in promoting this Tool to you.



**vidIQ Academy Words Are Powerful KeyWords Online Are Very Powerful 100% Free Online Video Marketing Tools** <https://vidIQ.com?afmc=ic>  
**vidIQ Provides All The Tools You Need Grow and Prosper Online Looking For To Grow Your Online Business? Would Your Time Be Worth It? 100% Free Online Tools Grow Your Reach All you absolutely have to do is Add your Email Account A Password and Sign Up No Credit Card No other information needed. You will need to Authenticate The YouTube Channel that You want to Use with vidIQ**



# Affiliate Marketing Video E-Book For Beginners

## Step Two

### Choosing The Right Brand Strategy for Your Online Identity



<https://youtu.be/3GK3re6haHE>

#### How To Choose the Right Domain Name 5 Brand Marketing Strategies for Affiliate Marketing/



**Your Brand is Who You Are Online, Should be Unique. Authentic. A Value you are offering to the World Wide Web. Your Representative Online (What represents You Online)**

**Easy To Spell, Easy To Say, What Does it Look Like, What will it Look Like in A Logo**

**Learn THE 5 MAIN BRAND MARKETING STRATEGIES**

**Personal Brand**

**Generic/Descriptive**

**Suggestive**

**Arbitrary/Fanciful**

**Hybrd**

**You can take the 5 different types and Combine MULTIPLE BRAND STRATEGIES together**

**TAKE A HYBRID APPROACH**

**PERSONAL FIRST OR LAST NAME**

**GENERIC / DESCRIPTIVE**

**SUGGESTIVE/ANALOGY/METAPHOR/ASSOCIATION**

**ARBITRARY FANCIFUL**

12

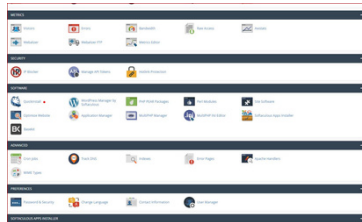
## Create A SEO Keyword Rich Niche Website

### Install WordPress In CPanel



<https://youtu.be/o-CvuUrKMGE>

### How To Install WordPress Using Quickinstall Create Free Websites



I show you how to do the Research Faster  
How to quickly Create a new WordPress  
How to Install it on an already existing domain name Url  
I know that sounds a little complicated but in this video, I show you step-by-step and you can quickly do it

### Jump Into the Web Blog

<https://interactiveveivs.com/>

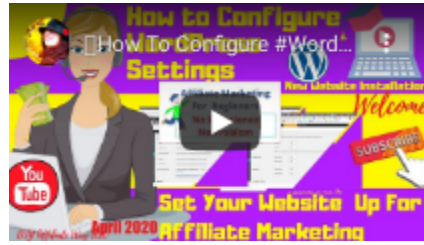
How to install WordPress with QuickInstall in CPanel Hostgator  
What is Hostgator and What is a Hostgator WordPress and What is Cpanel. I take you for a walkthrough of Hostgator Cpanel to QuickInstall to use the QuickInstaller and make not one but two WordPress Websites.

# Affiliate Marketing Video E-Book For Beginners

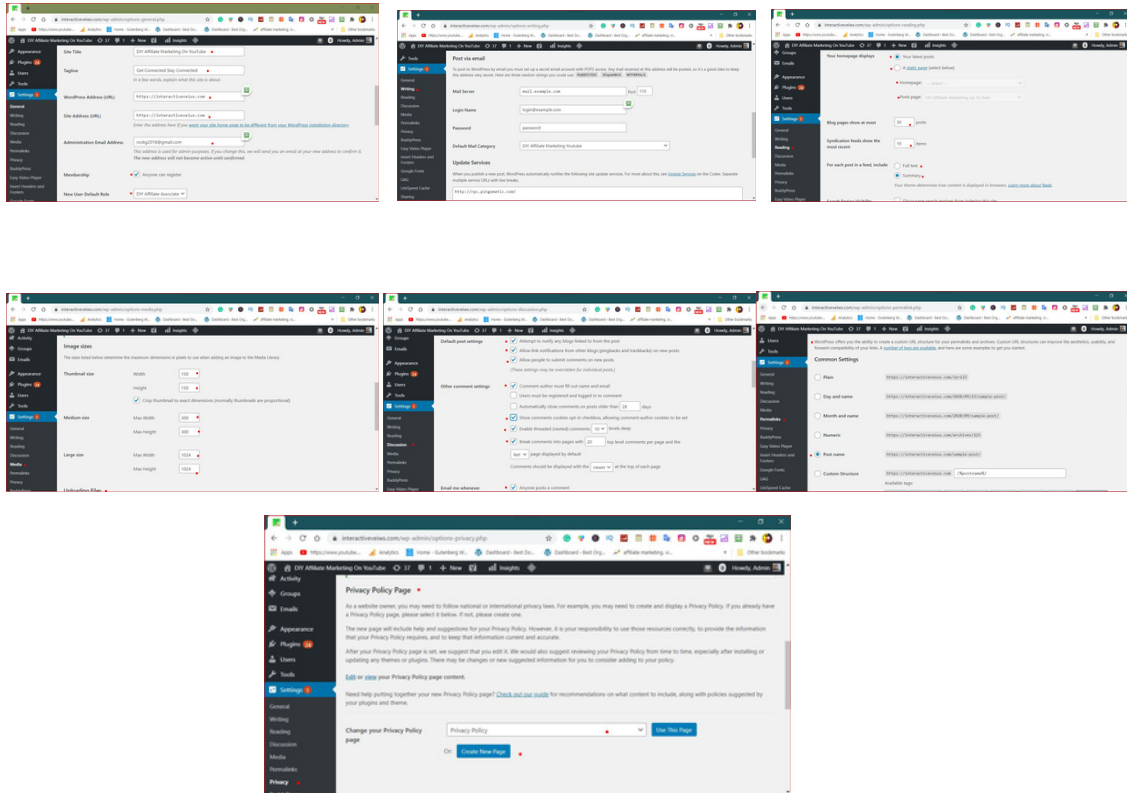
## Create A SEO Keyword Rich Niche Website

### How To Configure WordPress Settings New Website Installation

## WordPress Settings



<https://youtu.be/4GLqPRAfAlA>



I show you how to configure your settings so that you will be able to optimize your website as an Affiliate Website. There are certain settings that affect your website if the information is not correct. This is the second tutorial in the series for creating on SEO OPTIMISED Affiliate WordPress Website. UNDERSTANDING where the Settings are LOCATED and what each of the Settings Means is very Important on how WELL YOUR WEBSITE FUNCTIONS

# Affiliate Marketing Video E-Book For Beginners

## Create A SEO Keyword Rich Niche Website

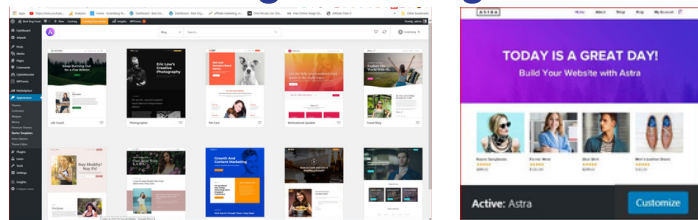
### Choose A Theme



<https://youtu.be/TOBnQAHSBqU>

Your Theme is the overall look, feel and style of your Home Online This includes things like the color chosen typography , layout and style elements. Your website theme is a representation of your brand will reflect on end users experience while visiting your Home Online

### How To Create An Affiliate WordPress Using Gutenberg /Astra Starter Templates



How to create your Affiliate WordPress Site using the Free Astra theme the Astra Template Starters and the Gutenberg Block Editor.

This tutorial will be using Gutenberg Ultimate Addon Blocks. If you are not familiar with Gutenberg and adding blocks to posts or pages then Check Out this Training Video for you to catch up

The Link is Here <https://youtu.be/uQnZzjj4ts0>

#### Review Of Astra Features

#### Page Builders Integrated with Astra Theme

#### How to install Astra Strater Sites Plugin

#### How to Import Astra Starter Websites

#### How to use all of the theme's content

#### how to upload the starter site

#### Astra Features

#### 5 awesome Reasons

#### I chose Astra for the Affiliate Website

1. Astra is used in over 300 thousand sites and

2 Integrates with major page builders

3. Includes dozens of starter sites

4. WooCommerce Integration

5. Performance focus optimized for speed

15





# Affiliate Marketing Video E-Book For Beginners Create A SEO Keyword Rich Niche Website

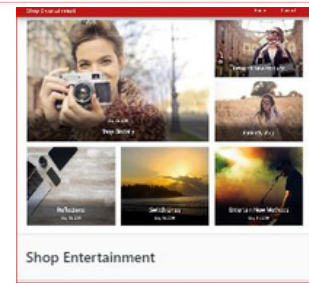
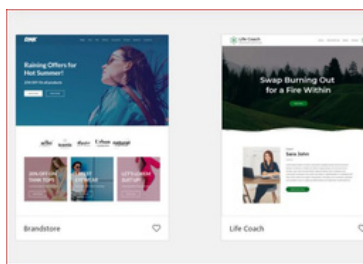
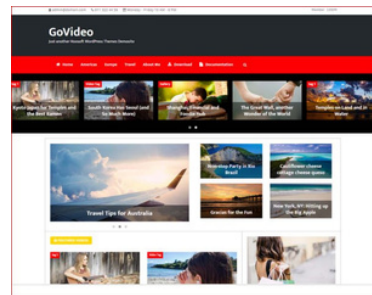
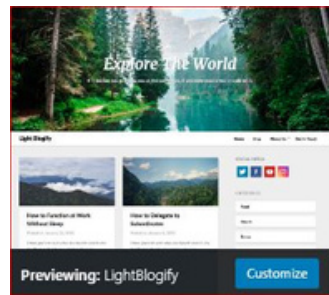
## Choose A Theme

### 10 Things Every Website Blog Needs (In My opinion)

1. A Good Appealing Easy to Customize Flexible Responsive Theme
2. A clear description of who you are and what your business represents (About The Author) Page
3. A simple, sensible Web address easy to remember easy to spell ( I learned that the hard way)
4. An easily-navigated site map a couple of search boxes
5. Easy-to-find contact information (In a form or comment box)
6. CTA (Call to Action) Merchant Links Banners and other Creatives
7. Know the basics of SEO. ... Install the Yoast Plugin
8. Fresh, quality content that is Relative to your site and Relevant to the Date
9. Social Media Outlets to Share Post and Pages
10. Customer testimonials if you are selling your own Product or Service

### [Jump Into the Article](#)

[diyaffiliatemarketingyoutube/static-page-vs-latest-posts-10-things-every-website-blog-needs-in-a-responsive-theme-ed132cb8027](#)



# Affiliate Marketing Video E-Book For Beginners

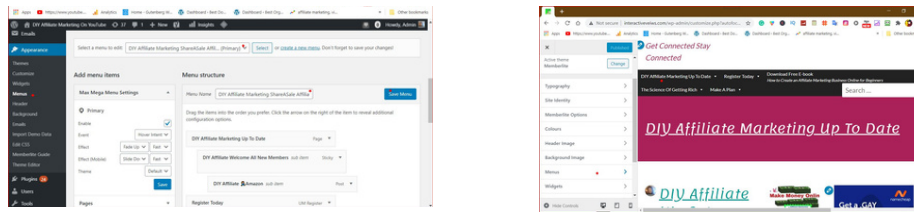
## Create A SEO Keyword Rich Niche Website

### Create WordPress Website Menus



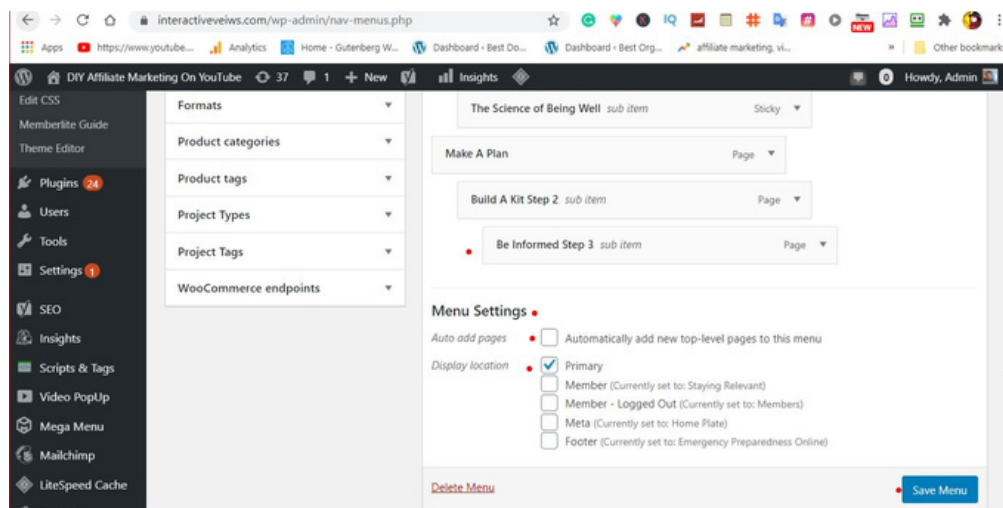
<https://youtu.be/HOKi-pUDsI8>

### How to Create Menus to Promote Merchants on An Affiliate WordPress Site



How to Create Menus to Promote Merchants on An Affiliate WordPress Site . I take you on a walkthrough inside the WordPress site to the two places where you would customize your menus. One is in the Dashboard and the other is by live preview both are the same information. The Advantages of a live preview are that you see exactly where your menu is and what Pages or Posts you have added to it.

I show you how to create a menu in the dashboard and how to customize and add pages and posts on a live preview of your menu.



# Affiliate Marketing Video E-Book For Beginners

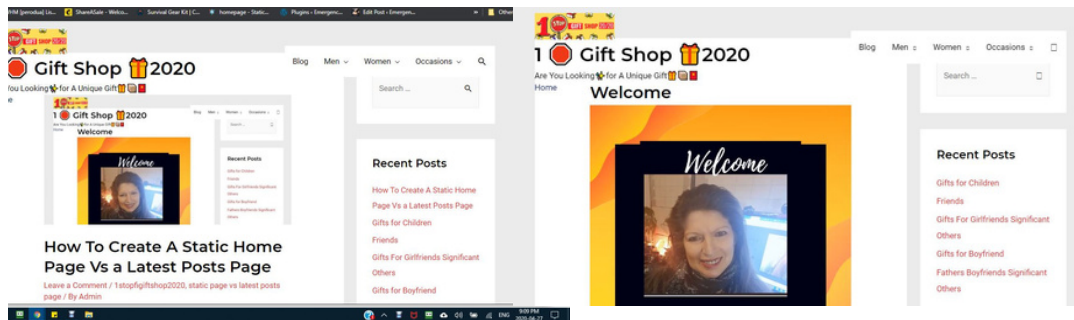
## Create A SEO Keyword Rich Niche Website

### Choose Your Front Page Settings



<https://youtu.be/iT9IbO6tEPs>

### Static Page Vs Latest Post Page



#### Static Page Vs Latest Post Page Today DIY Affiliate Marketing

I take you inside of the WordPress Dashboard and show you where to find your Homepage Settings how to create New Home Pages (Static) 2 Pages Home Page -Front Page

Latest Post Page

(You can also choose from an already posted Page for either)

(Latest Post Page ) 1 Page

This Page Will feature your latest posts starting with the most recent.

I show you how to check out your home page in the different devices

Desktop

Tablet

Cell

**[Jump Into the Article](#)**

**[diyaffiliatemarketingyoutube/static-page-vs-latest-posts-10-things-every-website-blog-needs-in-a-responsive-theme-ed132cb8027](https://diyaffiliatemarketingyoutube/static-page-vs-latest-posts-10-things-every-website-blog-needs-in-a-responsive-theme-ed132cb8027)**

18





# Affiliate Marketing Video E-Book For Beginners


## Create Your Own Site Identity Brand Awareness

### Create Logo/ Site Icon/ Gravatar



<https://youtu.be/YnRKhX0AbSE>

### How To Create Logos Site Icons Gravatar for Affiliate Site Identity Canva Tutorial Part One



How To Create Logos Site Icons Gravatar for Affiliate Site Identity Canva Tutorial. Your brand is your representative your logo site icon and Gravatar is your identity Online. These three help create Brand Awareness and a greater Online Presence. In this video I take you inside Canva I show you a step-by-step tutorial on how to create an easy logo in canva.com

Your Brand is your representative online

Your Logo Site Icon and Gravatar are 30% of your site identity the other 70% is determined by the number of social outlets that are integrated with your affiliate WordPress website.

As we dive deeper into creating your Brand Online and doing it right the first time. It is repetition that is the key to saving your time and gaining the knowledge you need to have a successful Affiliate Business.





# Affiliate Marketing Video E-Book For Beginners

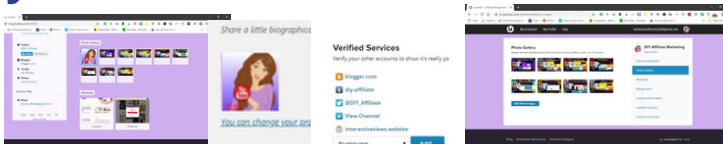
Create Your Own Site Identity Brand Awareness

## Create Logo/ Site Icon/ Gravatar



<https://youtu.be/rjG4EtYNxI0>

## How To Create Logos Site Icons Gravatar for Affiliate Site Identity Canva Tutorial Part Two



Creating Logos, site icons, and Gravatars are needed for your Affiliate Website to Properly Represent your Brand Online. The Brand is Your Representative

The Logo Site Icon and Gravatar is all play a part in your Site Identity No technical knowledge, No Experience, Are you a New Beginner Great If you do not have a Gravatar Account go here


<https://en.gravatar.com/support/how-to-sign-up/>  
Gravatar - Globally Recognized Avatars [gravatar.com](https://www.gravatar.com)

Go Here for your Canva Account

<https://www.canva.com/>

Your Gravatar is an image that follows you from site to site appearing beside your name when you do things like comment or post on a blog. Avatars help identify and connect all your WordPress Online Activity

As we dive deeper into creating your Brand Online and doing it right the first time. It is repetition that is the key to saving your time and gaining the knowledge you need to have a successful Affiliate Business.



# Affiliate Marketing Video E-Book For Beginners

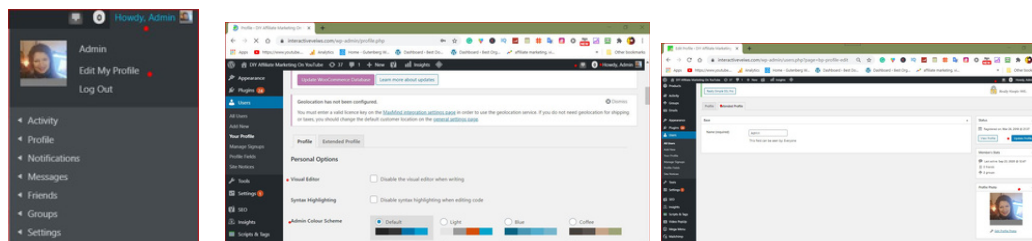
## Create Your Own Site Identity Brand Awareness

### Add WordPress Admin Profile Social Media Outlets



<https://youtu.be/wEmx1bGyKtY>

## How to Add/Change Admin Profile WordPress Gravatar Add Social Media Outlets



**How To Add/Change An Admin Profile Photo and Social Media Icons in WordPress /Gravatar**

**Create Organic Traffic by Adding Social Media Outlets to Your WordPress /Gravatar Admin Profiles**

**How To Add/Change WordPress And Gravatar Profile Images and Social Media Outlets by DIY Affiliate I show you the quickest easiest and Free Way to Add or Change the Images and Add or Change the Social Media Links in WordPress Admin and Gravatar Profile Page.**

**Both WordPress /Gravatar Also Social Media Icons/ Outlets as WordPress Shares to LinkedIn Facebook, Instagram, LinkedIn, Pinterest, Tumblr, Twitter, Youtube, Reddit,**

**I have found the quickest way to Create Search Engine Optimised Profiles is to have all your social media Urls/Links/ Icons in the same place. I made a video that shows you how to use Google Docs to Create Your own Social Links Page like the one in the video If you already are using the DIY Affiliate Way of Putting all your Links in One Place Great**

**For People who want to find out how to click this link <https://www.youtube.com/watch?v=YTH14NY8kGY>**

**Common Question why won't my Gravatar Image Change??**

**You have to make sure the Gravatar is Connected with the Same Email You are Using**

**Gravatar shares to blogger Tumblr Vimeo twitter and websites, foursquare**

# Affiliate Marketing Video E-Book For Beginners


Create Your Own Site Identity Brand Awareness

Create Hyperlinks For All Social Media Outlets



<https://youtu.be/YTH14NY8kGY>

## Keep All Your Social Media Links All In One Place Google Docs



This video will show you step by step how to CREATE A DOCUMENT in GOOGLE DOCS and Name it SOCIAL MEDIA LINKS Never Search for your INFORMATION AND lose TIME AGAIN

How To Insert Links in Google Docs Have all your SOCIAL MEDIA LINKS all in one place.

It is a good idea to have all our Social Media Links all in One Place to add to The Yoast Plugin or into A WordPress Widget or Add to A Youtube Description. This will help to create Organic Traffic and it does not Cost A Cent

<https://wordpress.org/plugins/wordpress-seo/>  
s/CREATING A QUICK AND EASY NETWORK PROFILE

When you are filling out your Network Profile whether it be for Amazon or Commission Junction or Other Affiliate Networks it is very important to have your most prominent social media links at your fingertips. No searching or losing information organized and ready to be ADDED TO YOUR NETWORK PROFILE INFORMATION.

# Affiliate Marketing Video E-Book For Beginners

## Step Four

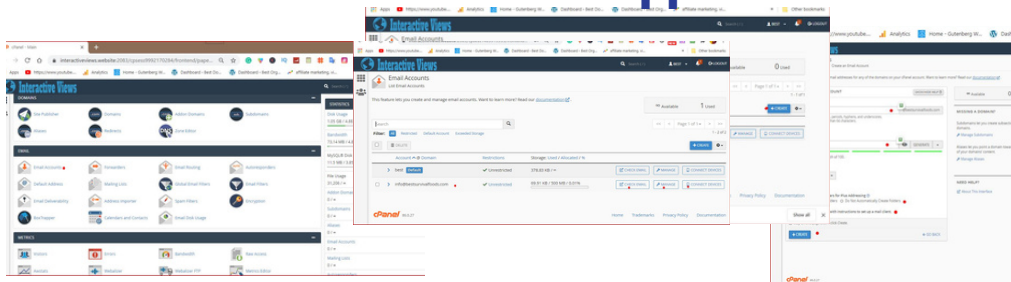
### ShareASale Affiliate Network



<https://youtu.be/hE72feboGxg>

<https://youtu.be/WoSnh3EDeJs>

## How to Create An Email @ Your Domain for ShareASale Affiliates Get Approved Faster



How to Create An Email @ Your Domain for ShareASale Affiliates Get Approved Faster. You need to have an email@Yourdomain to show that you have a vested interest in your Website. To Show, you own your Domain and this helps you get approved faster. Watch the first video on Signing up for the ShareASale Account

<https://youtu.be/hE72feboGxg>

It is very easy to create an email in Your Cpanel

Sign in to Cpanel

Scroll Down to Email accounts

Once inside Choose to Create

Follow the instructions in the Edit Box

Once Created

Choose your WebMail ( I use Squirell it works well for me.

Fill in the first Edit Box with Name and email

Check Inbox (To find the Welcome Signup from ShareASale)

Click on the link and then sign in to your new

ShareASale Account

Watch the first video on Signing up for the ShareASale Account

<https://youtu.be/hE72feboGxg>



# Affiliate Marketing Video E-Book For Beginners

## ShareASale Affiliate Network

### ShareA Sale Sign Up Get Approved Faster



<https://youtu.be/hE72feboGxg>

### ShareASale Review Earn How to Signup for a ShareASale Affiliate Account Get Approved Faster

OUR MERCHANTS ARE VERY EXCITED FOR YOU TO JOIN THEIR PROGRAM

AFFILIATE SIGNUP PROGRESS BAR

ACCOUNT DETAILS

PRIMARY AFFILIATE WEBSITE

TIP! IF YOUR EMAIL ADDRESS USES YOUR WEBSITE DOMAIN, SELECT EXPRESS APPLICATION. You will get approved faster!

AFFILIATE SIGNUP PROGRESS BAR

ACCOUNT DETAILS

EMAIL ADDRESS IN CONFIRMATION

USER'S TERMS OF AGREEMENT

Complete Application

I take you inside the ShareASale Signup Process . A Walkthrough of all the Steps involved. How to Get Fast Tracked by using an Email@yourdomain The application looks standard so why it is important to give the right information

# Affiliate Marketing Video E-Book For Beginners

## ShareASale Sign Up Get Approved

### ShareASale Sign up

**ShareASale Review Earn How to Signup for a ShareASale Affiliate Account Get Approved Fast Read Important Information Below**



### Two Important Points

1. Create An Email @ your domain it will show that you Own the Domain Go To your Cpanel and Create the New Email@YourDomain in Cpanel   
<https://youtu.be/WoSNH3EDeJs>

2. Your Website Description and Marketing Methods (You have only 240 characters)

Describe your website in 240 Characters or less

Here is an example?

What is the Website? Blog, Online Store, Personal Etc

How do you plan to Market (using the Affiliate Links Banners and Html

Pages) Creatives (Merchant Code on a Website you Own

What Traffic do you use (paid traffic) (Organic Traffic)

The Merchants you ask to join their Programs will see this information and they want to know this information.

This Is IMPORTANT please provide a brief description less than 240 characters of your site for their Marketing Plans you don't need to go into detail about specifics but anything you can describe what you do THAT will help individual MERCHANTS make decisions about applications in their Programs

IMPORTANT READ YOUR DESCRIPTION AND ASSUME THE ROLE OF MERCHANT

PRETEND YOU ARE THE MERCHANT  ♂ AND YOU ARE READING  THE DESCRIPTION WOULD YOU WANT YOU TO PROMOTE YOUR PRODUCTS  
????? ❄️

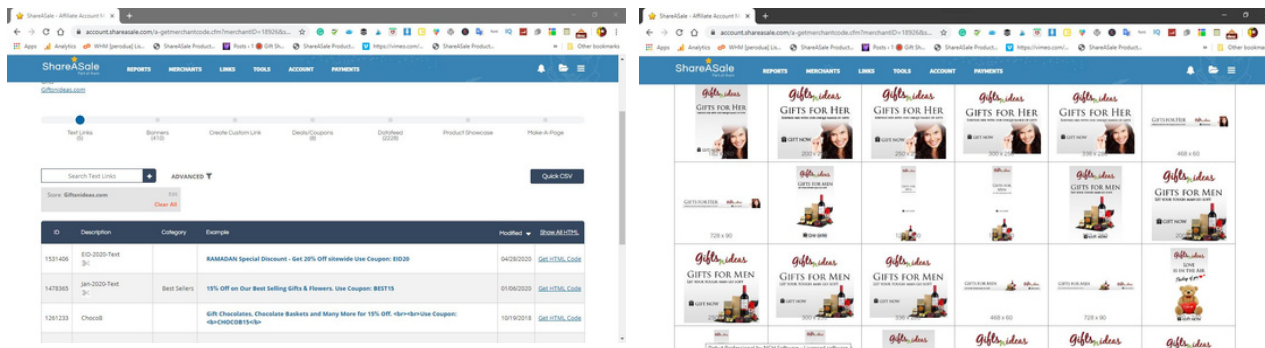
# Affiliate Marketing Video E-Book For Beginners

## Step 5 ShareASale Merchant Code \*Creatives\*

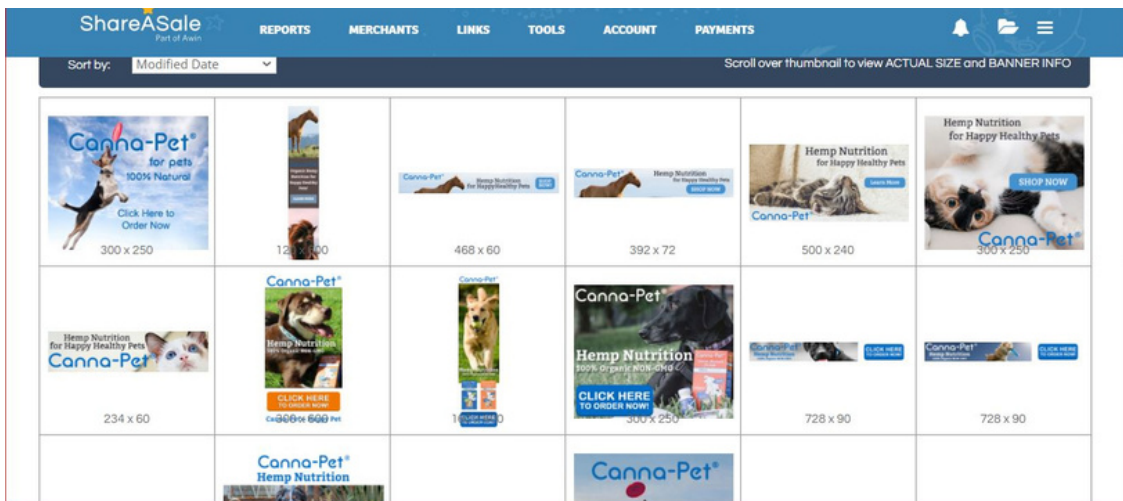
### How To Add Shareasale Merchant Text Links Banners



<https://youtu.be/UXn41jftZ8I>



This Video is number one of a multipart series in which I show you how to add the Merchant Code to your WordPress website in this video I show you how Add Text Links and Banners to An Affiliate WordPress Websites Your Own Domain and Hosting and a Free WordPress Website



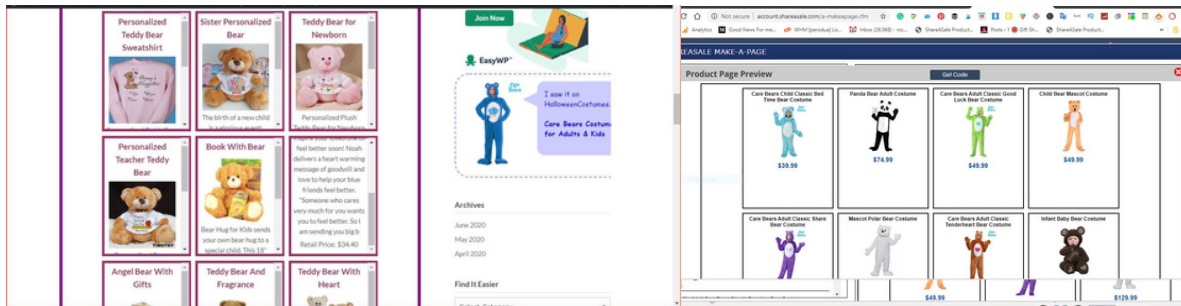
# Affiliate Marketing Video E-Book For Beginners

## ShareASale Affiliate Network Tool \*Creatives\*

### How To Add Create A Html Page/Gallery To A WordPress Affiliate Site

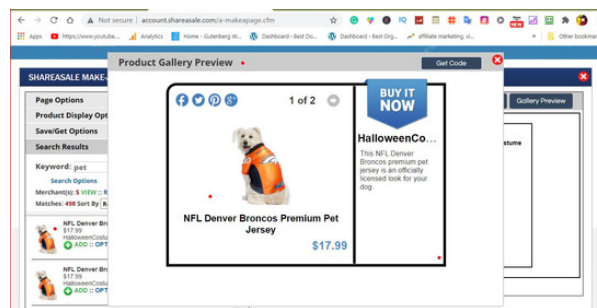
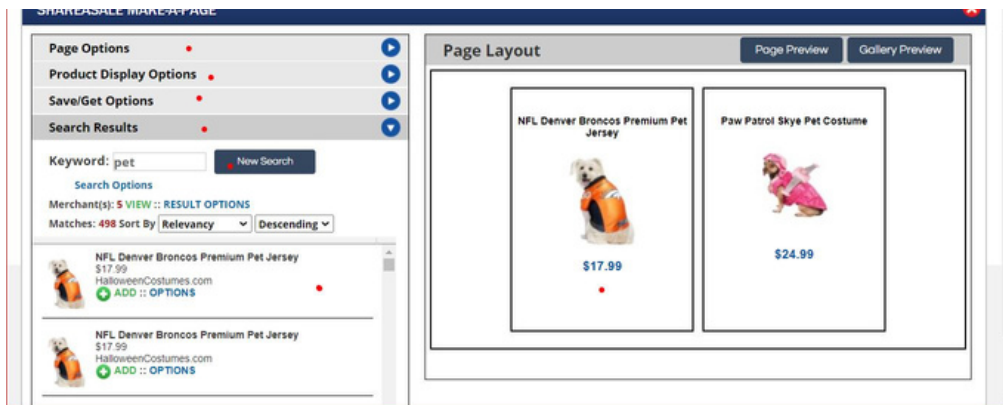


<https://youtu.be/SielGiotkk>



### How to Create An Html Page/Gallery in ShareASale Make A Page Tool

I take you into the WordPress dashboard and into the Merchant Account Program at ShareASale to show you how to use the Make A Page tool to Make An Html Page and a Gallery and post to Affiliate WordPress Website.





# Affiliate Marketing Video E-Book For Beginners

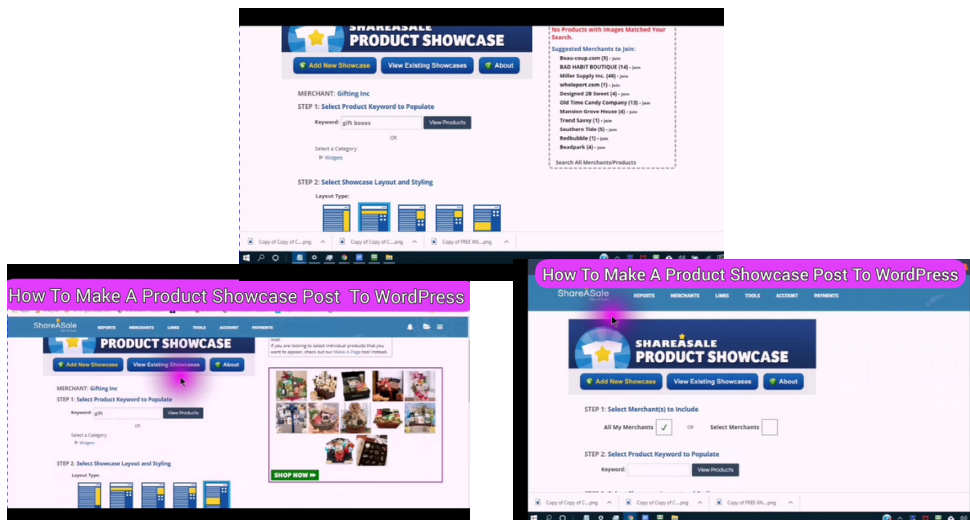
## ShareASale Affiliate Network Tools\*Creatives\*

### Product Showcase

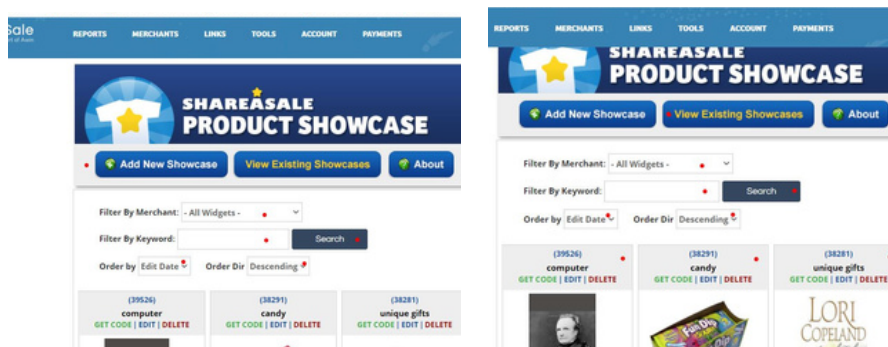


<https://youtu.be/Yfgk56dUoR8>

### How To Create A ShareASale Product Showcase



How To Create A ShareASale Product Showcase Post To Affiliate Website  
Product Showcase Tool @ ShareASale if you are looking for A Really simple way to create a Dynamic Banner Ad to Make Money Online.



# Affiliate Marketing Video E-Book For Beginners

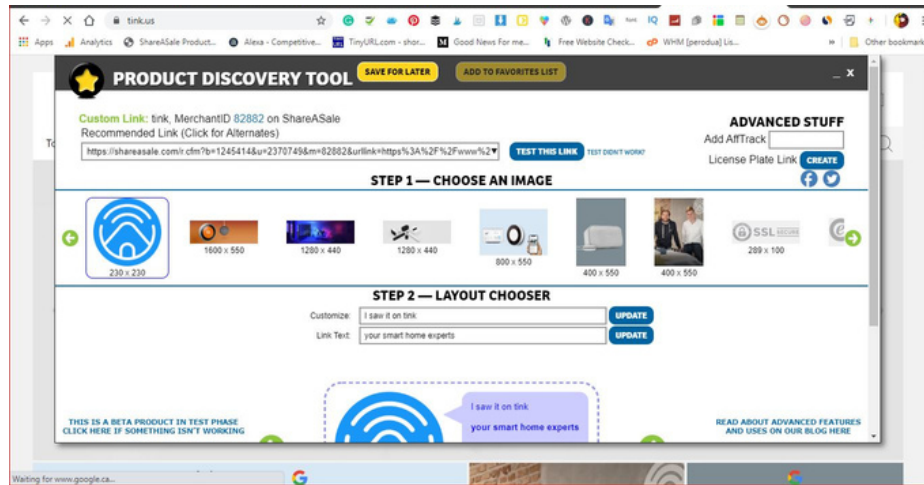
## ShareASale Affiliate Network Tool \*Creatives\*

### Bookmarklet Product Discovery Tool



<https://youtu.be/EOuiXBLbDAU>

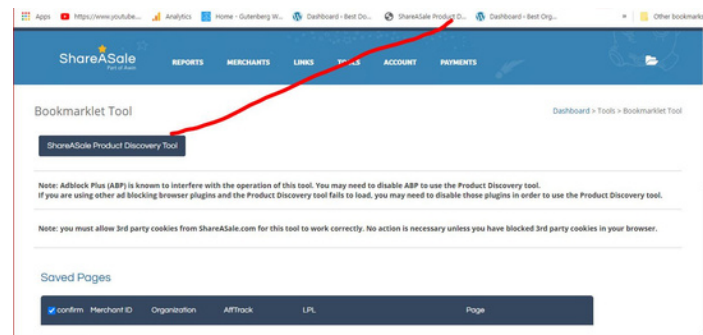
### Awesome Tool Must Try How To Use the ShareASale Bookmarklet Product Discovery Tool



How To Use the Shareasale Bookmarklet Product Discovery Tool. I walk you through navigating to the ShareASale Affiliate Account downloading the ShareASale Bookmarklet dragging it up to your bookmark bar. I show you how to quickly and easily create a customized image with your own information with a custom link back to the merchants sales landing page.



**DOWNLOAD THE  
BOOKMARKLET**



# Affiliate Marketing Video E-Book For Beginners

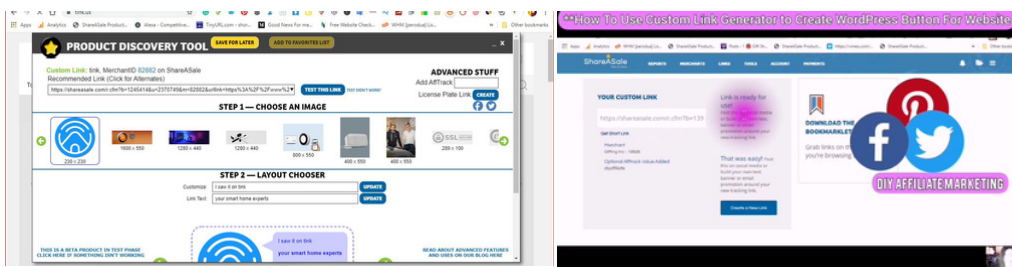
## ShareASale Affiliate Network Tool \*Creatives\*

### ShareASale Custom Link Generator



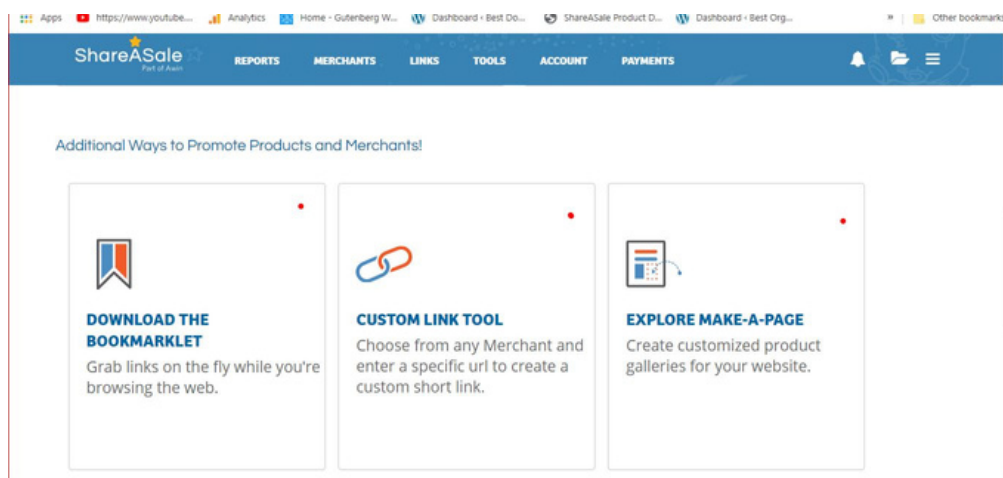
<https://youtu.be/RKI90afwHwk>

## Make Money Posting Links How To Use the ShareA Sale Custom Link Generator



How to Create a Custom Link with a Custom Link Generator at Merchants Sales Landing Pages/Make Money Posting Links Learn how to quickly and easily Generate Custom links right from the Merchants Sales landing page. I walk you through an easy step-by-step video tutorial that shows you exactly WHAT to do and HOW to do it. What you will be able to Create Generate right from the Merchant Sales Landing Page.

## ShareASale Awesome Merchant Tools For Affiliates



# Affiliate Marketing Video E-Book For Beginners

## ShareASale Affiliate Network Tool \*Creatives\*

### Widgets ⚙️ How To Add ShareASale Merchant Code to WordPress Website

#### WordPress Widgets

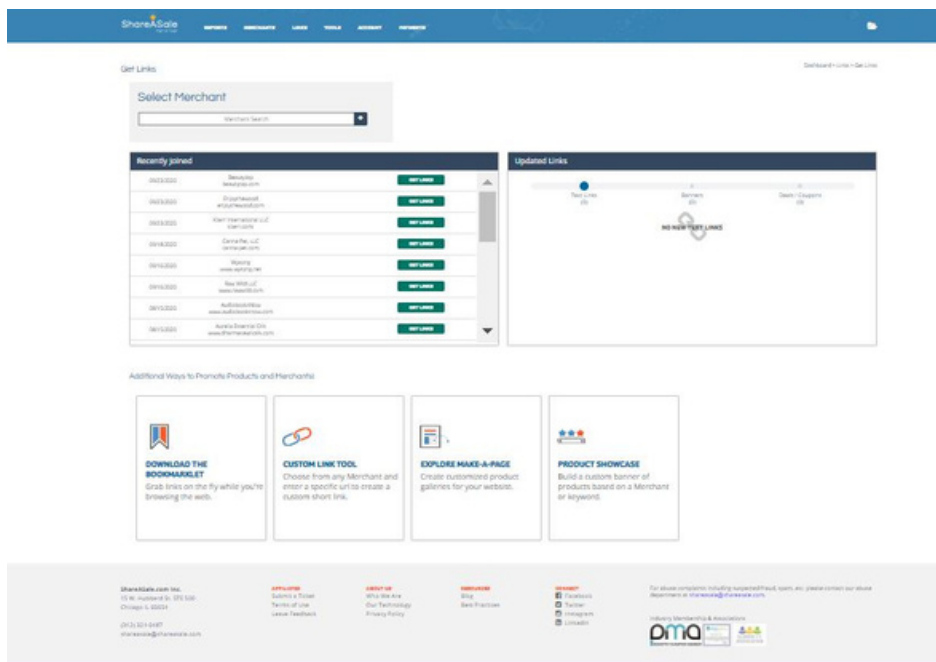


<https://youtu.be/jWeymqUaajA>

### Widgets ⚙️ How To Add the ☆ ShareASale ☆ Merchant Code to WordPress Website

In this video, I show you how to add the Merchant Code such as Text Links Banner Links Custom Generator Links, Product Showcase Links, any of the Merchant code can be added in a widget.

Widgets What a Widget is ? how a Widget Works ? and How it Can Work for you to Create a Hyperlink between your Affiliate WordPress Website and Merchant's Sale Landing Pages





# Affiliate Marketing Video E-Book For Beginners

## Step Six

### How To Create An Optimised Post For Your Affiliate WP Website

#### SEO Yoast Plugin For WordPress Website



<https://youtu.be/5tOpbtdzgUo>



[https://youtu.be/b1\\_IHkWgN74](https://youtu.be/b1_IHkWgN74)

How to Do SEO USING YOAST PLUGIN with ShareASale Merchant Code in WordPress Post or Page I show you how to do the Search Engine Optimization in an easy step by step instructions to catch up watch the first Video Here this way you will understand what a Focus Keyword Phrase is? or what does Keyword Density Mean? I am an Affiliate with ShareASale and feature the ShareASale Affiliate Program in all of my videos. This Video Series is for the Affiliate Marketing Beginner all the video tutorials are done the same way step by step and easy to follow

### Optimise a Free WordPress No Yoast Plugin



<https://youtu.be/B1ps84ywHnw>

How to Create A Search Engine optimized Free WordPress Post I take you inside the backend of a Free WordPress Post and over to Your Affiliate Dashboard into A Merchant's Dashboard step by step how to Create A Search Optimised Post using all the Key Points found in the Yoast Plugin. The one difference between a Free WordPress and a WordPress you pay for is the ability to use the Plugins and Yoast is an SEO Plugin most used in WordPress. I give you all the key elements found in the Yoast Plugin in the form of a template to follow .

## MEET THE AUTHOR

**I have tried to give you all the Tools and Knowledge you need to Start An Online Business . I will be adding More Pages to this E-Book Thank You and The Rest is Up to You**



**My Name is Rochelle and I help Beginners in Affiliate Marketing to Navigate through the AFFILIATE MARKETING JUNGLE I do tons of Research to Give you the Tools you Need to Create an Online Business the EASIEST QUICKEST MOST COST EFFICIENT (CHEAPEST) WAY POSSIBLE TO CREATE A GREATER ONLINE PRESENCE I SHARE UP TO DATE RELVANT TIPS TRICKS AND SECRETS ALL THE TIME the,diy.affiliate@gmail.com**

**Onwards and Upwards Good Luck**

# FIND ME ONLINE

